

# CITY OF LYNNWOOD

## ORDINANCE NO. 2845

AN ORDINANCE AMENDING THE RATES CHARGED FOR SEWER SERVICE TO IMPLEMENT THE ADOPTED CITY OF LYNNWOOD WASTEWATER COMPREHENSIVE PLAN, TO PROVIDE NECESSARY REVENUES TO FUND CAPITAL PROJECTS AND ONGOING MAINTENANCE AND OPERATION OF THE SEWER SYSTEM AND TO PRESERVE THE SOLVENCY OF THE UTILITY; AMENDING SECTIONS 14.40.010, 14.40.035 AND 14.40.040 OF THE LYNNWOOD MUNICIPAL CODE; PROVIDING FOR SEVERABILITY; ESTABLISHING AN EFFECTIVE DATE; AND PROVIDING FOR SUMMARY PUBLICATION.

---

WHEREAS, the City of Lynnwood Wastewater Comprehensive Plan dated January 2006 defines the Operations and Maintenance and Capital needs of the sewer utility; and

WHEREAS, the City desires to base sewer rates on the actual cost of providing all maintenance and operations services and capital construction costs; and

WHEREAS, the City desires to base sewer rates on the cost of treating sewage by charging customers based on the volume and nature or strength of the wastewater produced; and

WHEREAS, the new sewer rates move toward equity to the ratepayer by charging for the amount of service used; and

WHEREAS, the sewer rate structure was last adjusted in 2007 and before that in 2006;

NOW, THEREFORE, THE CITY COUNCIL OF THE CITY OF LYNNWOOD, WASHINGTON, DO ORDAIN AS FOLLOWS:

Section 1. Section 14.40.010 of the Lynnwood Municipal Code is hereby amended as follows:

### **14.40.010 Rates.**

Rates for sewer services shall be as established in the schedules set forth in this chapter. The rate per month shall be comprised of a base monthly charge and a volume charge based on the metered volume of water consumption and the nature or strength of wastewater produced. The nature or strength of the wastewater produced will place each customer in one of five sewage strength classifications as set forth in LMC 14.40.015. All billing information will be accumulated bi-monthly. Bi-monthly billing will be used for all accounts. These rates and charges shall be in effect and assessed beginning January 1, of each year.

Section 2. Section 14.40.020 of the Lynnwood Municipal Code is hereby amended as follows:

**14.40.020 Residential single-unit rates.**

Residential single-unit shall be charged at the base rate per month in Table 1 in LMC 14.40.035. This base rate shall include the first 1,000 cubic feet of water consumption per unit per month (2,000 cubic feet per unit per bimonthly bill). Customers will be charged for each 100 cubic feet of water consumption above the first 1,000 cubic feet at the rate specified in Table 1 in LMC 14.40.035. The calculation of metered water consumption shall be based on LMC 14.40.035.

Section 3. Section 14.40.025 of the Lynnwood Municipal Code is hereby amended as follows:

**14.40.025 Residential multiple-unit rates.**

Each residential multiple-unit customer and each mobile home park shall be charged a base rate per month per separate dwelling unit in Table 1 in LMC 14.40.035. The base rate shall include 2,000 cubic feet of water consumption per unit every two months. Customers will be charged for each 100 cubic feet of water consumption above the first 2,000 cubic feet per unit every two months, at the rate specified in LMC 14.40.035

Section 4. Section 14.40.030 of the Lynnwood Municipal Code is hereby amended as follows:

**14.40.030 Commercial and industrial rates.**

Each commercial or industrial customer shall be charged a base rate per month per separate water meter in Table 1 LMC 14.40.035. The base rate shall include 1,000 cubic feet of water consumption per meter per month (2,000 cubic feet per meter per bimonthly bill). Customers will be charged for each 100 cubic feet of water consumption above the first 1,000 cubic feet per meter per month, based on the customer's strength classification at the rate specified in LMC 14.40.035.

Section 5. Section 14.40.035 of the Lynnwood Municipal Code is hereby amended as follows:

**14.40.035 Sewer volume charge based on metered water consumption.**

Each customer, including residential single-unit, residential multiple-unit per unit, and commercial and industrial per meter, shall be charged a rate per 100 cubic feet of residential or commercial/industrial use in excess of the first 2,000 cubic feet every two months included in the base rate. This rate shall be as specified in Table 1 below.

To account for summer water that does not enter the sewer system, the volume billed to residential customers in May, June, July, August, and September shall be adjusted according to the individual customer's winter usage. Winter usage shall be determined by water used in October through April.

**Table 1 Sewer Rates**

<b>Customer Classification</b>	<b>2011 Monthly Rate</b>	<b>2012 Monthly Rate</b>	<b>2013 Monthly Rate</b>	<b>2014 Monthly Rate</b>	<b>2015 Monthly Rate</b>	<b>2016 Monthly Rate</b>
<b>Residential Single-Unit</b>						
Mo. Base Rate (incl. 10 CCF)	\$33.89	\$35.38	\$37.33	\$38.73	\$40.05	\$41.38
Mo. Volume Charge >10 CCF	\$2.77**	\$2.89**	\$3.05**	\$3.16**	\$3.27**	\$3.38**
Special Sewer Rate	See Section 14.40.040 Special Sewer Rates					
<b>Residential Multiple/Mobile Combined</b>						
Mo. Base Rate (incl. 10 CCF per unit)	\$29.06	\$29.49	\$29.49	\$29.49	\$29.49	\$29.49
Mo. Volume Charge >10 CCF per unit	\$2.72*	\$2.76*	\$2.76*	\$2.76*	\$2.76*	\$2.76*
Special Sewer Rate	See Section 14.40.040 Special Sewer Rates					
<b>Commercial/ Industrial (based on meter size)</b>						
5/8-3/4 Inch Meter	\$39.00	\$39.00	\$39.00	\$39.00	\$39.00	\$39.00
1 Inch Meter	\$50.00	\$50.00	\$50.00	\$50.00	\$50.00	\$50.00
1-1/2 Inch Meter	\$60.00	\$60.00	\$60.00	\$60.00	\$60.00	\$60.00
2 Inch Meter	\$90.00	\$90.00	\$90.00	\$90.00	\$90.00	\$90.00
3 Inch Meter	\$302.50	\$302.50	\$302.50	\$302.50	\$302.50	\$302.50
4 Inch Meter	\$382.50	\$382.50	\$382.50	\$382.50	\$382.50	\$382.50
6 Inch Meter	\$567.50	\$567.50	\$567.50	\$567.50	\$567.50	\$567.50
<b>Commercial/ Industrial (based on meter size/strength)</b>						
<b>A. Strength &lt; 3</b>						
<b>BASE RATE</b>						
5/8-3/4 Inch Meter	\$43.68	\$45.86	\$48.15	\$50.56	\$53.09	\$55.62
1 Inch Meter	\$56.00	\$58.80	\$64.74	\$64.83	\$68.07	\$71.32
1-1/2 Inch Meter	\$67.20	\$70.56	\$74.09	\$77.79	\$81.68	\$85.58
2 Inch Meter	\$100.80	\$105.84	\$111.13	\$116.69	\$122.52	\$128.37
3 Inch Meter	\$388.80	\$355.74	\$373.53	\$392.21	\$411.82	\$431.47
4 Inch Meter	\$428.40	\$449.82	\$472.31	\$495.93	\$520.73	\$545.58
6 Inch Meter	\$635.60	\$667.38	\$700.75	\$735.79	\$772.58	\$809.45
VOL RATE per CCF over 1 <sup>st</sup> 10 CCF	\$3.07	\$3.22	\$3.38	\$3.55	\$3.73	\$3.91
<b>B. Strength = 3</b>						
<b>BASE RATE</b>						
5/8-3/4 Inch Meter	\$43.68	\$48.92	\$54.79	\$61.36	\$68.72	\$76.30
1 Inch Meter	\$56.00	\$62.72	\$70.25	\$78.68	\$88.12	\$97.84
1-1/2 Inch Meter	\$67.20	\$75.26	\$84.29	\$94.40	\$105.73	\$117.40
2 Inch Meter	\$100.80	\$112.90	\$126.45	\$141.62	\$158.61	\$176.11
3 Inch Meter	\$388.80	\$379.46	\$425.00	\$476.00	\$533.12	\$591.95
4 Inch Meter	\$428.40	\$479.81	\$537.39	\$601.88	\$674.11	\$748.50

6 Inch Meter	\$635.60	\$711.87	\$797.29	\$892.96	\$1000.12	\$1110.49
VOL RATE per CCF over 1 <sup>st</sup> 10 CCF	\$3.32	\$3.72	\$4.17	\$4.67	\$5.23	\$5.81
C. Strength = 4						
<b>BASE RATE</b>						
5/8-3/4 Inch Meter	\$43.68	\$48.31	\$53.43	\$59.09	\$65.35	\$72.24
1 Inch Meter	\$56.00	\$61.94	\$68.51	\$75.77	\$83.80	\$92.63
1-1/2 Inch Meter	\$67.20	\$74.32	\$82.20	\$90.91	\$100.55	\$111.15
2 Inch Meter	\$100.80	\$111.48	\$123.30	\$136.37	\$150.83	\$166.73
3 Inch Meter	\$388.80	\$374.71	\$414.43	\$458.36	\$506.95	\$560.39
4 Inch Meter	\$428.40	\$473.81	\$524.03	\$579.58	\$641.02	\$708.59
6 Inch Meter	\$635.60	\$702.97	\$777.48	\$859.89	\$951.04	\$1051.29
VOL RATE per CCF over 1 <sup>st</sup> 10 CCF	\$5.85	\$6.47	\$7.16	\$7.92	\$8.76	\$9.68
D. Strength = 5						
<b>BASE RATE</b>						
5/8-3/4 Inch Meter	\$43.68	\$48.05	\$52.86	\$58.15	\$63.97	\$69.97
1 Inch Meter	\$56.00	\$61.60	\$67.76	\$74.54	\$81.99	\$89.69
1-1/2 Inch Meter	\$67.20	\$73.92	\$81.31	\$89.44	\$98.38	\$107.61
2 Inch Meter	\$100.80	\$110.88	\$121.97	\$134.17	\$147.59	\$161.44
3 Inch Meter	\$388.80	\$372.68	\$409.95	\$450.95	\$496.05	\$542.61
4 Inch Meter	\$428.40	\$471.24	\$518.36	\$570.20	\$627.22	\$686.09
6 Inch Meter	\$635.60	\$699.16	\$769.08	\$845.99	\$930.59	\$1017.94
VOL RATE per CCF over 1 <sup>st</sup> 10 CCF	\$6.54	\$7.19	\$7.91	\$8.70	\$9.57	\$10.47
<b>SEWER ONLY ACCOUNTS</b>						
Residential Single- Unit	\$35.35	\$36.91	\$38.94	\$40.41	\$41.79	\$43.18
Residential-Multiple- Unit Per unit	\$30.53	\$30.98	\$30.98	\$30.98	\$30.98	\$30.98
Commercial/ Industrial Per account	\$88.20	\$95.20	\$102.84	\$111.18	\$120.29	\$120.29

\* Base rate per unit plus volume over 10 CCF per unit

\*\* For next additional 17.5 CCF (No charges are incurred for volumes over the additional 17.5 CCF per month)

Section 5. Section 14.40.040 of the Lynnwood Municipal Code is hereby amended as follows:

**14.40.040 Special Sewer Rates.**

A. Qualifications for Special Rates.

A residential single-unit and multiple-unit and mobile special fixed rate of the following percent of the residential single-unit monthly base rate and volume charges shall apply to all services to which utility service is available, and meeting all of the following qualifications and categories:

1. Depending on the income level status of the customer pursuant to the Snohomish County Assessor's Office Real Property Taxes Exemption Process, as follows:

<u>Income Level Status</u>	<u>Rate</u>
A	40%
B	45%
C	50%

See Section F, Special Rate Chart for specific rate.

2. The residential single-unit property or residential multiple-unit or mobile unit to which the utility service is extended shall have a valid property tax exemption from Snohomish County, pursuant to RCW 84.36.381 through 84.36.385.

3. Claimants for said reduction shall occupy site or unit as principle residence and be within the corporate limits of the city of Lynnwood and have a household income level no greater than and as prescribed in RCW 84.36.381.

#### B. Categories.

1. Senior / Disabled

Persons of the age of 61 years or older, or who are disabled, meeting the qualifications specified in Subsection A of this section, and RCW 84.36.381, shall be charged at a special sewer rate for Income Level Status A, Income Level Status B, or Income Level Status C, See F rate chart:

2. Residential Multiple-Unit and Mobile Special Rates:

For residents that meet the qualifications in Subsection A, but that do not have a direct account with the City (i.e. tenants of a condominium) a yearly rebate shall be paid to the resident based on forty (40), forty-five (45) or fifty (50) percent of a calculation of the cost per unit for that account, depending on the income level status of the customer pursuant to the Snohomish County Assessor's Office Real Property Taxes Exemption Process. In order to qualify for the rebate, the resident must make application to the City by November 1 of each year and demonstrate, in addition to meeting the qualifications in this section, that they have resided at the site or unit for the entire year.

#### C. Medical Necessity.

Persons who require large quantities of water due to medical necessity (i.e., kidney dialysis) and who occupy the site as principal residence and are located within the corporate limits of the city of Lynnwood shall be charged the special water rate see F (Rate Chart).

D. Other Special Rate and Qualifications - Preservation Mobile Home Park.

For mobile home parks that are preserved pursuant to a development agreement in accordance with Chapter 1.37 LMC, the following residential-mobile per unit base rate and volume charges shall apply:

1. Preservation for five to seven years: 50 percent of the base rate and volume charge in LMC 13.20.010.
2. Preservation for seven years or more: 25 percent of the base rate and volume charge in LMC 13.20.010.

E. The Mayor is authorized to administer the special utility rates and develop procedures as necessary for such implementation.

F. Special Sewer Rate Chart.

Following rate chart base on income levels see Subsection A.

Residential Single-Unit Rates:

**Table 2 Special Sewer Rates**

<b>Sewer Customer Classification</b>	<b>2011 Monthly Rate</b>	<b>2012 Monthly Rate</b>	<b>2013 Monthly Rate</b>	<b>2014 Monthly Rate</b>	<b>2015 Monthly Rate</b>	<b>2016 Monthly Rate</b>
<b>Special Sewer Rates, Income Level Status A (40%)</b>						
Monthly Base Rate (incl. 10 CCF)	\$13.55	\$14.15	\$14.93	\$15.49	\$16.02	\$16.55
Monthly Volume Charge > 10 CCF	\$1.11	\$1.16	\$1.22	\$1.27	\$1.31	\$1.35
<b>Special Sewer Rates, Income Level Status B (45%)</b>						
Monthly Base Rate (incl. 10 CCF)	\$15.25	\$15.92	\$16.80	\$17.43	\$18.02	\$18.62
Monthly Volume Charge > 10 CCF	\$1.25	\$1.30	\$1.37	\$1.42	\$1.47	\$1.52
<b>Special Sewer Rates, Income Level Status C (50%)</b>						
Monthly Base Rate (incl. 10 CCF)	\$16.94	\$17.69	\$18.66	\$19.37	\$20.03	\$20.69
Monthly Volume Charge >10 CCF	\$1.38	\$1.44	\$1.52	\$1.58	\$1.64	\$1.69

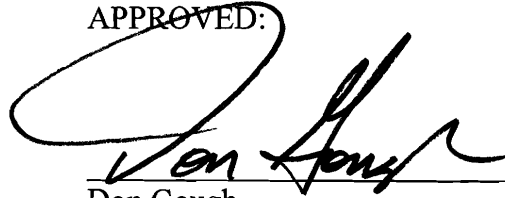
Section 6. Severability. If any section, subsection, sentence, clause, phrase or word of this Ordinance should be held to be invalid or unconstitutional by a court of competent jurisdiction,

such invalidity or unconstitutionality thereof shall not affect the validity or constitutionality of any other section, subsection, sentence, clause, phrase or word of this Ordinance.

Section 7. Effective Date. This Ordinance shall take effect August 30, 2010 which is more than five (5) days after passage and publication of an approved summary thereof consisting of the title.


PASSED BY THE CITY COUNCIL, the 9<sup>th</sup> day of August, 2010 and approved by the Mayor this 11<sup>th</sup> day of August, 2010.

APPROVED:




Don Gough  
Mayor

ATTEST/AUTHENTICATED:



Pat Dugan  
Interim Finance Director

APPROVED AS TO FORM:



Rosemary Larson  
City Attorney

PASSED BY THE CITY COUNCIL: 8/9/10

PUBLISHED: \_\_\_\_\_

EFFECTIVE DATE: \_\_\_\_\_

ORDINANCE NUMBER: 2845

**PROPOSED  
WATER, SEWER, SURFACE WATER RATES  
2001 THRU 2016**

---

**BY UTILITY**

	2011	2012	2013	2014	2015	2016
Water	15.00%	15.00%	15.00%	9.50%	9.50%	9.50%
Sewer	12.00%	4.50%	4.50%	4.00%	4.00%	4.00%
Surface Water	7.50%	4.50%	4.50%	3.50%	3.50%	3.50%
Combined	12.02%	7.35%	7.55%	5.63%	5.69%	5.76%

**BY CATEGORIES**

	2011	2012	2013	2014	2015	2016
<b>Water</b>						
Single family	13.42%	13.18%	12.94%	8.27%	8.11%	8.22%
MU & Mobile	11.50%	11.50%	11.50%	6.25%	6.25%	5.99%
Commercial	19.00%	19.00%	19.00%	12.40%	12.40%	12.30%
<b>Sewer</b>						
Single Family	12.95%	4.41%	5.51%	3.76%	3.41%	3.31%
MU & Mobile	11.00%	1.48%	0.00%	0.00%	0.00%	0.00%
<b>Commercial Strength</b>						
S1 & S2	12.00%	5.00%	5.00%	5.00%	5.00%	4.77%
S3	12.00%	12.00%	12.00%	12.00%	12.00%	11.04%
S4	12.00%	10.60%	10.60%	10.60%	10.60%	10.56%
S5	12.00%	10.00%	10.00%	10.00%	10.00%	94.10%
<b>Storm</b>						
ERU	7.50%	4.50%	4.50%	3.50%	3.50%	3.50%